



Induction **Solutions**

The Hatco Induc

10-11%

MORE POWER THAN
CLOSEST RIVALS

PRECISION POWER (AND THEN SOME)

Equipped with a Magnetic Power System (MPS), Hatco Induction delivers more power and speed than any other induction technology on the market. More than muscle alone, it steals the show with its best-in-class precision. Pinpoint power levels from 0 to 100. Measure temperatures to the degree. Achieve end-product perfection with programmable presets and second-by-second time controls.



17%

LOWER PRICE THAN
NEAREST COMPARABLE
COMPETITION

MORE BANG FOR YOUR BUCK

Designed with the utmost value in mind, Hatco Induction offers all of the features users look for at a price that's one of the most reasonable in the industry. With versatile options for both the back and front of the house, it delivers the best of both worlds — superior product features without the high price tag.

OPERATING TEMPERATURE TOLERANCE LIKE NO OTHER

Hatco Induction keeps its cool in the hottest of kitchen conditions. Top-of-the-line materials and an innovative cooling and airflow design means it withstands higher ambient kitchen temperatures than any other solution on the market 51 °C versus leading competitor average of 41 °C.


Performance Difference

KITCHEN-PROOF SAFETY



When it comes to safety and durability, Hatco Induction goes above and beyond the standard. Grease filters and a fully sealed top with conformal coated boards keep pan heat, moisture and grease away from internal electronics. This, partnered with automatic activation (Pan Sense Technology) and shut-off capabilities, offers added protection from even the most unexpected of kitchen-tastrophies.

FRACTION OF THE NOISE




Nothing adds to kitchen stress quite like loud noise. Equipped with a high-capacity, low-speed cooling fan, Hatco Induction packs a powerful punch — without the loud operating noise. Backed by the quietest induction product on the market, operators and guests won't hear more than a whisper from us!

10Db
VS.
20Db

HATCO VS. COMPETITOR
DECIBEL GAIN


LOWER PROFILE, HIGHER WOW FACTOR



One thing's for sure, Hatco isn't putting looks on the backburner. With its elegant, low-profile design, Hatco Induction brings a sleek and contemporary element to any design. Offering one of the lowest profiles on the market, it stands head and shoulders above the competition.

8.6 cm vs. 11.4 cm

LOWER PROFILE THAN MOST MARKET LEADERS



1

CHOOSE YOUR OBJECTIVE

Built for the diverse demands of commercial foodservice, Hatco Induction offers a variety of warming and cooking solutions for any environment from buffets to cafeterias, catering, concessions, restaurants, and beyond. Keep hot foods hot, safe and tasty with Hatco Induction Warmers. Or, get cookin' with Hatco Induction Ranges, the leading choice for all cooking needs. Boil, simmer, sear, sauté and even reheat to absolute perfection!

WARMING OR COOKING



Palletti®
Induction Warmers
MODEL IWRM-CD1-05 SHOWN



Rapide Cuisine®
Induction Ranges
MODEL IRNG-PC1-36 SHOWN

2

CHOOSE YOUR USE CASE

Hatco Induction offers versatile options for front and back of the house. Choose from portable countertop models that easily transition from location to application, be that an onsite catering event, made-to-order cook station or hectic brunch service. Or, make built-in warming or cooking solutions a permanent, fully integrated part of any modern foodservice operation and design.

PORTABLE OR DROP-IN

WARMING	<p>Palletti® Countertop Daisy Chain Induction Warmer</p>	<p>Palletti® Drop-In Induction Warmer</p>
COOKING	<p>Rapide Cuisine® Countertop High-Powered/Heavy-Duty Induction Range</p>	<p>Rapide Cuisine® Countertop High-Powered/Heavy-Duty Dual Induction Range</p>
	<p>Rapide Cuisine® Drop-In High-Powered/ Heavy-Duty Induction Range</p>	<p>Rapide Cuisine® Drop-In High-Powered/ Heavy-Duty Dual Induction Range</p>

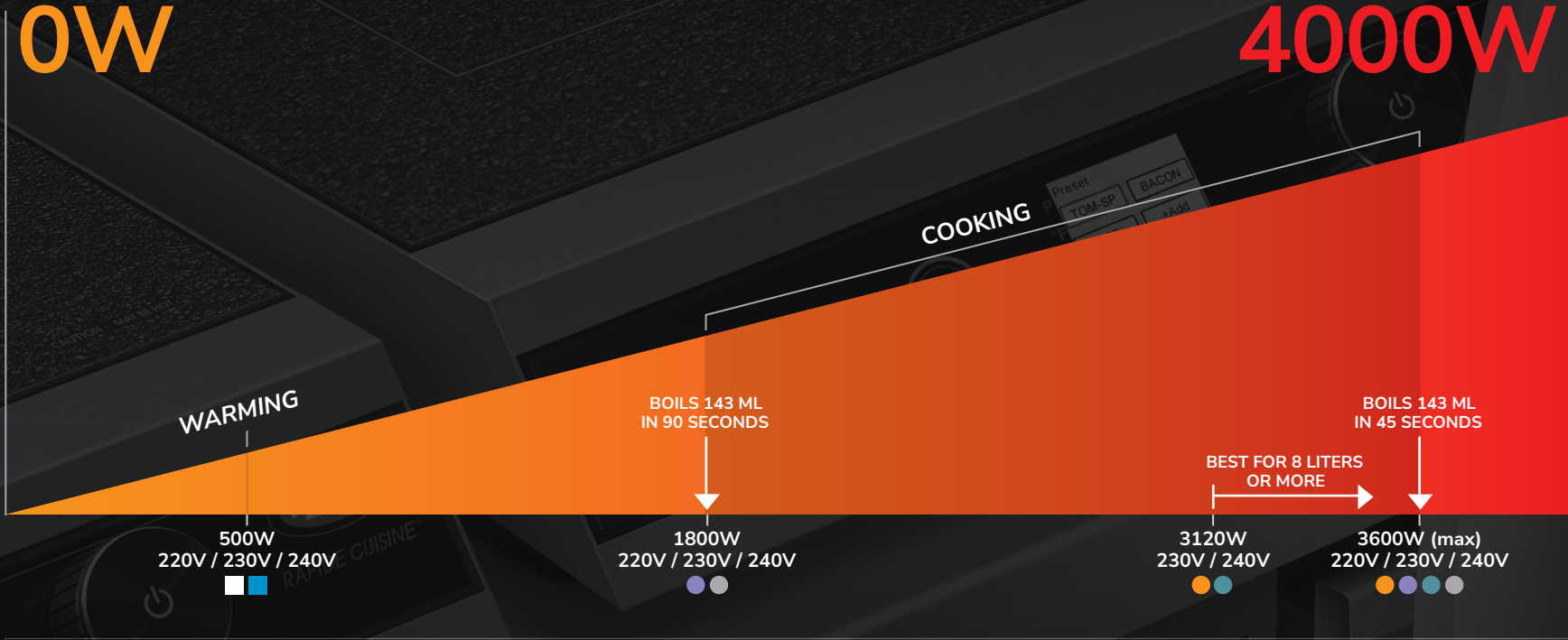
3

CHOOSE YOUR POWER

Choose from a variety of power levels, ranging from 500 to 3,600 watts. The higher the power level, the less time it will take to complete a warming or cooking task. Just make sure you have the right amount of voltage to support your need for speed!

0W

4000W




- Palletti® Countertop Daisy Chain Induction Warmer
- Palletti® Drop-In Induction Warmer
- Rapide Cuisine® Countertop Heavy-Duty Induction Range
- Rapide Cuisine® Drop-In High-Powered/Heavy-Duty Induction Range
- Rapide Cuisine® Countertop Heavy-Duty Dual Induction Range
- Rapide Cuisine® Drop-In High-Powered/Heavy-Duty Dual Induction Range

4 CHOOSE YOUR APPLICATION


Hatco understands that no foodservice operation is the same and that a one-size-fits-all approach doesn't always cut it. That's why Hatco Induction offers product options with a little extra "boost" in certain areas. Be it brains, brawn or a combo of the two, there's no shortage of SMART and TOUGH products to go around.

SMART

Look for the  symbol in the charts in step 4 to identify products with extra SMART features like these:

- Programmable presets for repeat menu items
- High-resolution color display
- Precise temperature, power and time controls

TOUGH

Look for the  symbol in the charts in step 4 to identify products with extra TOUGH features like these:

- Metal side-impact protection
- Scratch friendly patterned top
- Big, metal control knob

5 CHOOSE YOUR PRODUCT

Congrats, you're just about there. Based on your answers up until this point, navigate the charts to find the best Hatco Induction product for your needs. Remember to also check out the specifications and features to ensure you're on the right track!

STEP 1: Objective	WARMING	
STEP 2: Use Case	PORTABLE	DROP-IN
STEP 3: Power	500W	500W
STEP 4: Application	HOLDING	HOLDING
STEP 5: Product	Palletti® Countertop Daisy Chain Induction Warmer	Palletti® Drop-In Induction Warmer
Specifications		
Model	IWRM-CD1-05	IWRM-B1-1313-05
Voltage	220V / 230V / 240V	220V / 230V / 240V
Options	—	Color and Mount
Durability Features		
Glass-ceramic top	✓	✓
Front of house	✓	✓
Back of house	✗	✗
Control & Convenience Features		
Interconnectors	✓	✗
Five power settings	✓	✓
Memory retention	✓	✓
Red LED display	✓	✓
Two-part construction	✗	✓

STEP 1: Objective				
STEP 2: Use Case	PORTABLE		DROP-IN	
STEP 3: Power	3120W or 3600W	1800W or 3600W	3120W or 3600W	1800W or 3600W
STEP 4: Application				
STEP 5: Product	Rapide Cuisine® Countertop High-Powered/Heavy-Duty Induction Range	Rapide Cuisine® Countertop High-Powered/Heavy-Duty Dual Induction Range	Rapide Cuisine® Drop-In High-Powered/Heavy-Duty Induction Range	Rapide Cuisine® Drop-In High-Powered/Heavy-Duty Dual Induction Range
Specifications				
Model	IRNG-PC1-3X	IRNG-PC2X-XX	IRNG-PB1-3X	IRNG-PB2-XX
Voltage	220V / 230V / 240V	220V / 230V / 240V	220V / 230V / 240V	220V / 230V / 240V
Options	—	Configuration	Mount	Mount
Durability Features				
Conformal coated boards	✓	✓	✓	✓
Grease filters	✓	✓	✗	✗
Side impact protection	✓	✓	✓	✓
Glass-ceramic top	✓	✓	✓	✓
Automatic shutoff	✓	✓	✓	✓
Patterned top (scratch friendly)	✓	✓	✓	✓
Four IGBT “engines”	✓	✓	✓	✓
Back of house	✓	✓	✓	✓
Front of house	✓	✓	✓	✓
Control & Convenience Features				
Rotary-encoder control knob	✓	✓	✓	✓
High-resolution color display	✓	✓	✓	✓
Four temperature sensors	✓	✓	✓	✓
Ultra-quiet cooling fan	✓	✓	✓	✓
Magnetic Power System (MPS)	✓	✓	✓	✓
Power control (0-100)	✓	✓	✓	✓
Temperature control	✓	✓	✓	✓
Temperature probe	✓	✓	✓	✓
Cook-to-set timer	✓	✓	✓	✓
Programmable cooking presets	✓	✓	✓	✓



Hatco
RAPIDE CUISINE™

Hatco
RAPIDE CUISINE™



Hatco Corporation
P.O. Box 340500 | Milwaukee, WI 53234-0500 USA
800-558-0607 | 414-671-6350
www.hatcocorp.com | support@hatcocorp.com

Follow us on:

